

1.SINIF

# 1. HAFTA ETKİNLİKLERİ



Facebook Grubumuz: <https://www.facebook.com/groups/elgityayincilik>




Whatsapp İletişim Adresimiz: 0 (544) 386 23 99

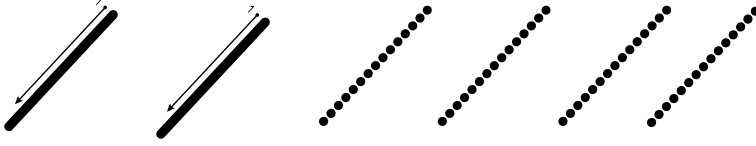
[www.elgityayincilik.com](http://www.elgityayincilik.com)



Aşağıda verilen çizgileri takip ederek çizelim.





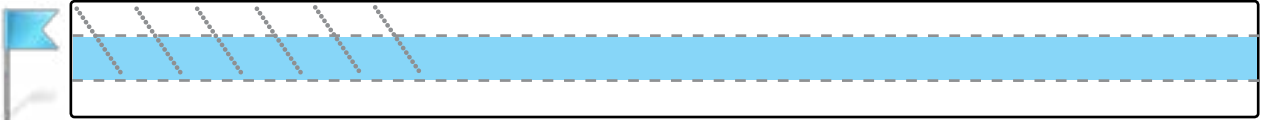
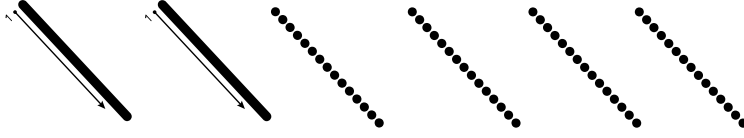
 Aşağıda verilen çizgileri takip ederek çizelim.



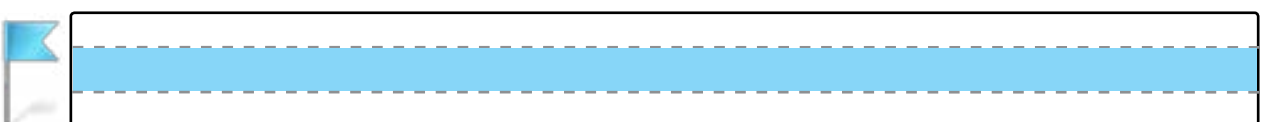
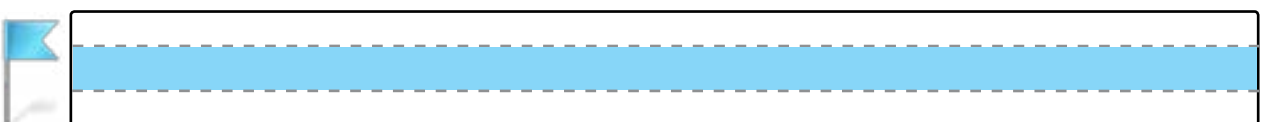

Tracing practice area consisting of seven horizontal rows. Each row starts with a small blue flag icon on the left. The first row contains a solid blue line with diagonal hatching, followed by a dashed blue line. The second row contains a solid blue line with diagonal hatching, followed by a dashed blue line. The third row contains a solid blue line with diagonal hatching, followed by a dashed blue line. The fourth row contains a solid blue line with diagonal hatching, followed by a dashed blue line. The fifth row contains a solid blue line with diagonal hatching, followed by a dashed blue line. The sixth row contains a solid blue line with diagonal hatching, followed by a dashed blue line. The seventh row contains a solid blue line with diagonal hatching, followed by a dashed blue line.



Aşağıda verilen çizgileri takip ederek çizelim.



 Aşağıda verilen çizgileri takip ederek çizelim.






Aşağıda verilen çizgileri takip ederek çizelim.



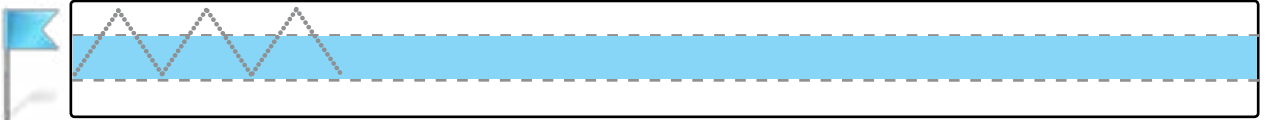

Handwriting practice sheet with seven rows. Each row consists of a blue horizontal band with a dashed line in the middle, flanked by a flag icon on the left. The first row contains a brown wavy line starting from the left. The second row contains a brown wavy line starting from the left. The third row contains a brown wavy line starting from the left. The remaining four rows are empty for practice.



Aşağıda verilen çizgileri takip ederek çizelim.






 Aşağıda verilen çizgileri takip ederek çizelim.



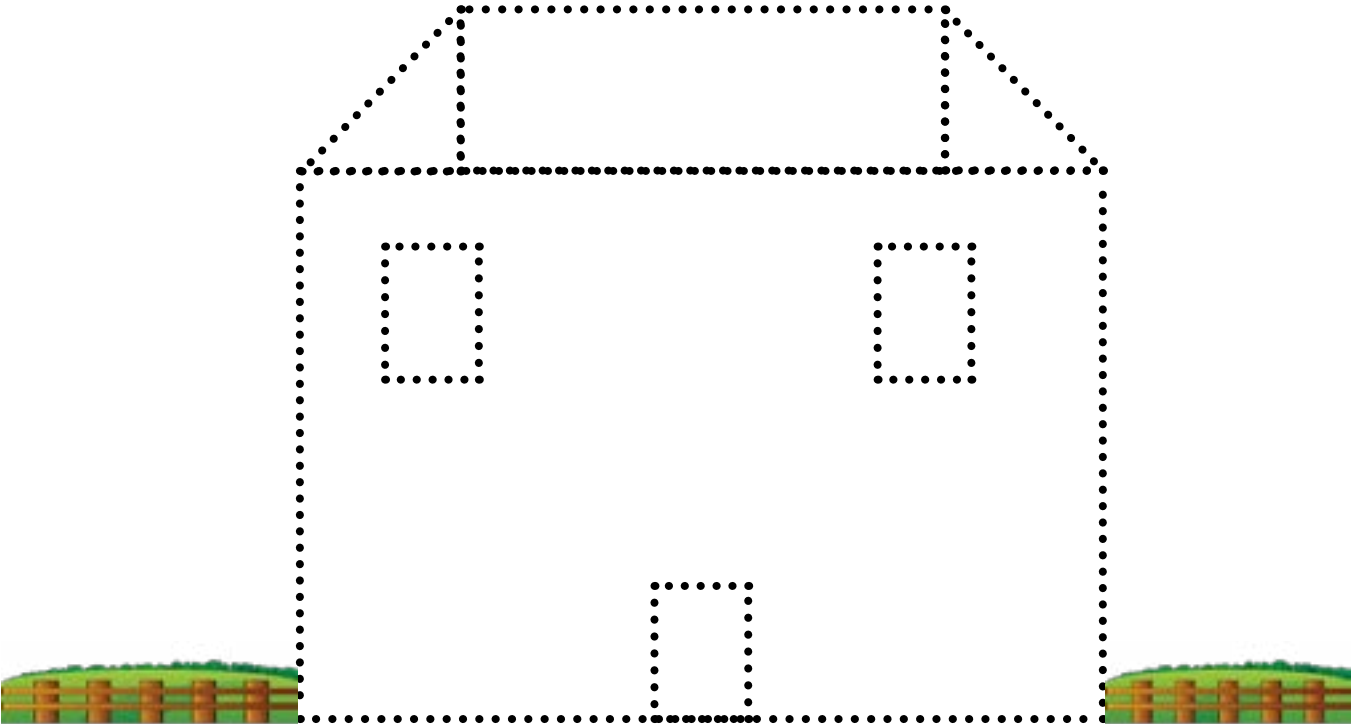





Aşağıda verilen çizgileri takip ederek çizelim.



Aşağıda verilen çizgileri takip ederek evi çizelim ve boyayalım.



 Boyayalım.



 Boyayalım.

